


Passenger compartment ventilation,

from September 1994

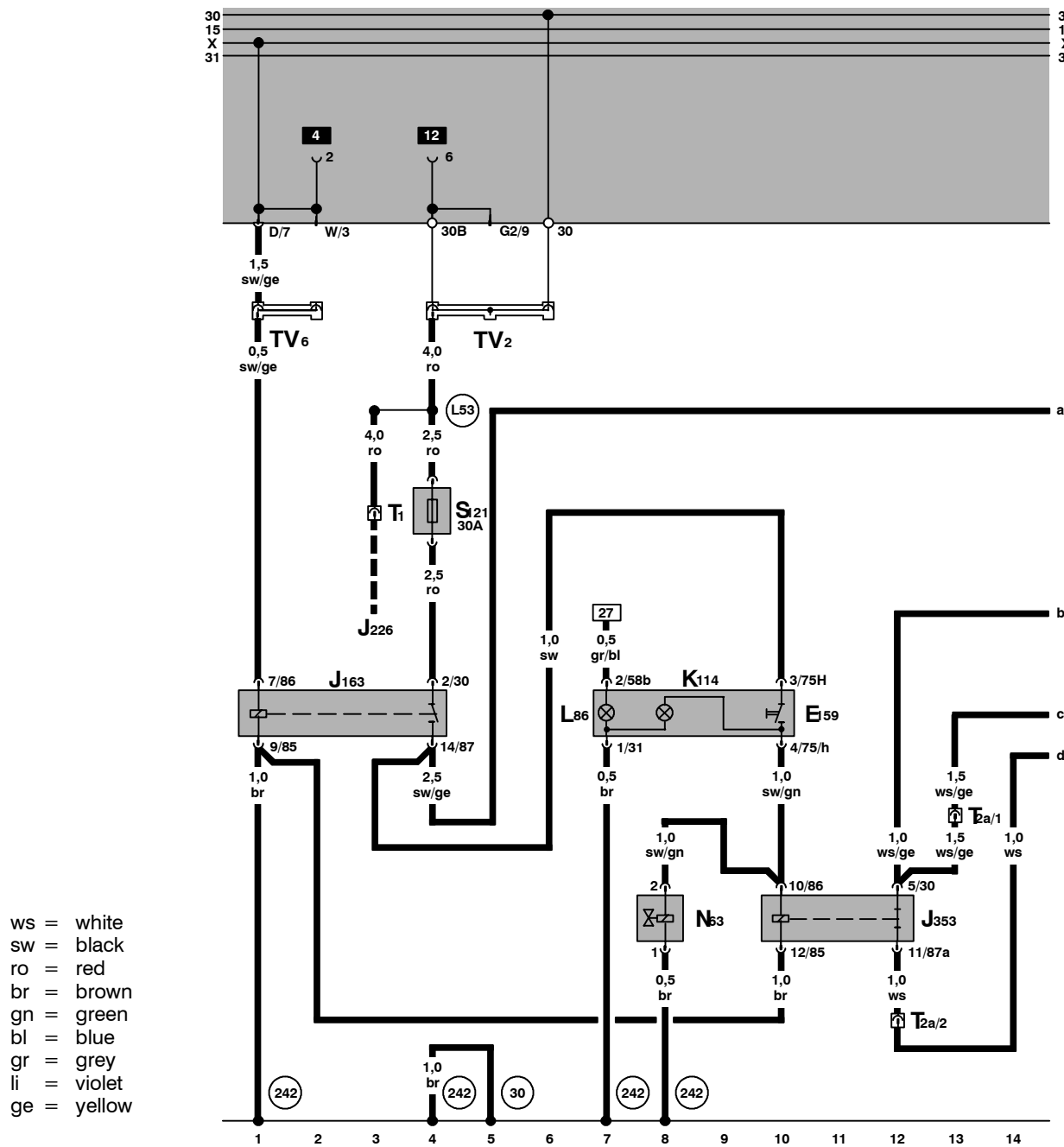
Relay location

For relay location and multiple connectors see also section "component locations".



Fuse colors

- 30A – green
- 25A – white
- 20A – yellow
- 15A – blue
- 10A – red

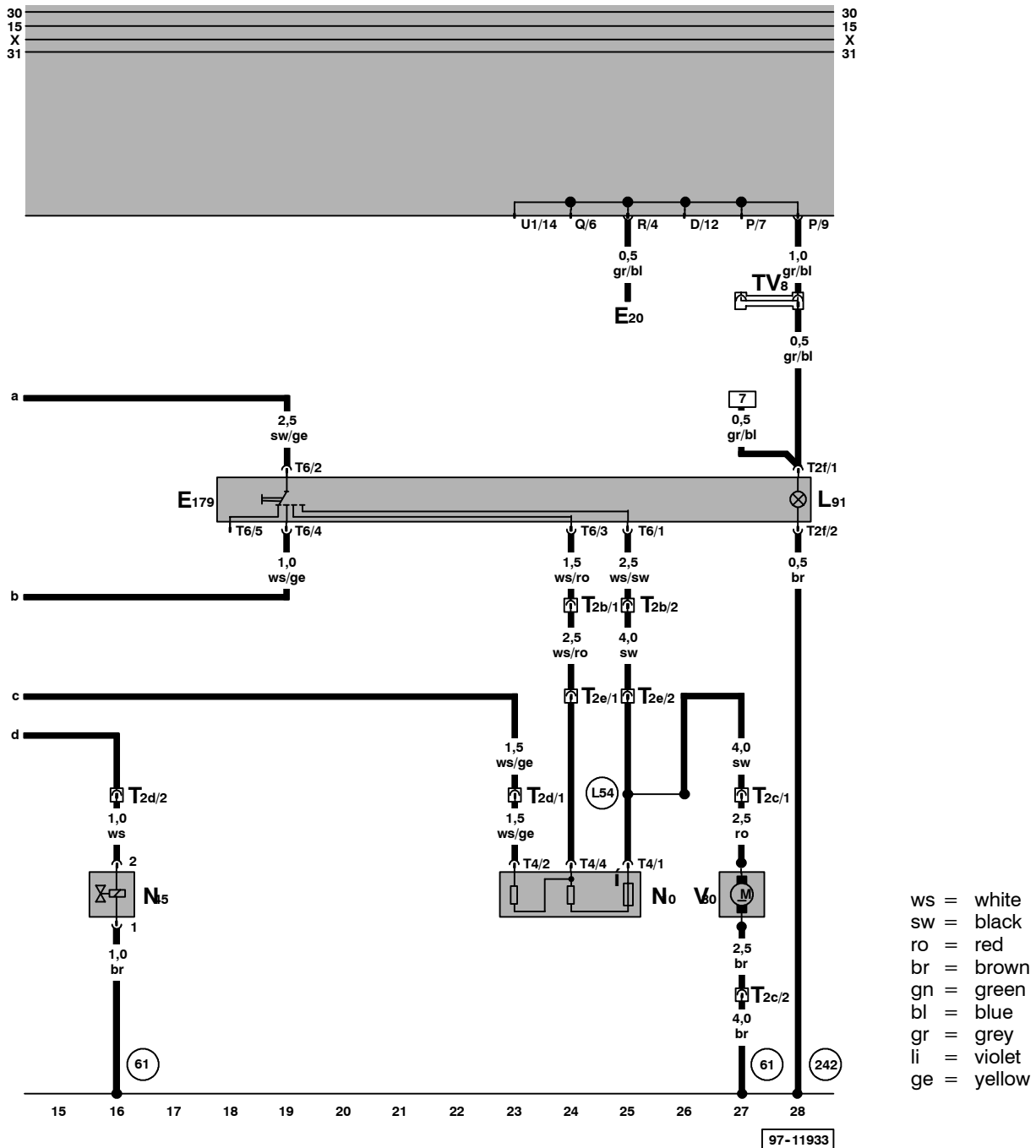


ws = white
 sw = black
 ro = red
 br = brown
 gn = green
 bl = blue
 gr = grey
 li = violet
 ge = yellow

97-11932

- E159 – Fresh Air/Recirculating Flap Switch
- J163 – Fresh Air Blower Relay, behind instrument panel, center
- J226 – Park/Neutral Position (PNP) Relay
- J353 – Relay for Fresh Air and Recirculating Air Flap-Rear, behind instrument panel, center
- K114 – Fresh Air and Recirculating Air Mode Indicator Light
- L86 – Fresh Air/Recirculating Flap Switch Light
- N63 – Fresh Air/Recirculating Flap Two-Way Valve-Front, behind instrument panel, right
- S121 – Fuse for Fresh Air Blower-Rear, above fuse/relay panel
- T1 – Single Connector, above fuse/relay panel
- T2a – Double Connector, behind instrument panel, right

- TV2 – Terminal 30 (B+) Wire Connector, above fuse/relay panel
- TV6 – Terminal X Wire Connector, above fuse/relay panel
- (30) – Ground connection, –1–, beside fuse/relay panel
- (242) – Ground connection, in wiring harness passenger ventilation
- (L53) – Plus connection (30), in wiring harness passenger ventilation
- — – Automatic transmission only



- E20 – Instrument Panel Light Dimmer Switch
 E179 – Switch for Fresh Air Blower-Rear
 L91 – Illumination for Switch for Fresh Air Blower-Rear
 N10 – Series Resistance for Fresh Air Blower-Rear, behind right D-pillar, lower part
 N45 – Two-Way Valve for Fresh and Recirculation Air Flap-Rear, behind right D-pillar, lower part
 T2b – Double Connector, behind instrument panel, right
 T2c – Double Connector, behind right D-pillar, lower part
 T2d – Double Connector, behind right D-pillar, lower part
 T2e – Double Connector, behind right D-pillar, lower part
 T2f – Double Connector, on Switch for Fresh Air Blower-Rear

- T4 – 4-Pin Connector, on Series Resistance for Fresh Air Blower-Rear
 T6 – 6-Pin Connector, on Switch for Fresh Air Blower-Rear
 TV8 – Terminal 58b Wire Connector, above fuse/relay panel
 V80 – Auxiliary Fresh Air Blower, behind right D-pillar, lower part

61 – Ground connection –2–, near tail light, right

242 – Ground connection, in wiring harness passenger ventilation

L54 – Plus connection (blower stage 3), in wiring harness blower-passenger ventilation