

Engine & Cooling	Fuel	Ignition	Electrical	Running gear	Torque settings	Capacities	Notes & Illustrations
------------------	------	----------	------------	--------------	-----------------	------------	-----------------------



Automotive Technical DATA BOOK

Click on one of the buttons above to view data for this car. To return to this screen and make another choice, click anywhere on the data screen.

MENU

HELP

Engine and cooling system Transporter/Caravelle 1.9 1982 to 1992

Type		DF. 44kW
Capacity (cm ³) / number of cylinders		1913 / 4
Compression ratio / pressure	bar	8.6 / 8.0
Oil pressure	bar	[2.0]
Oil temperature	°C	80
Valve clearance - inlet	mm	0: Hyd.
Valve clearance - exhaust	mm	0: Hyd.
Firing order		1-4-3-2
No 1 cylinder position		FER
Thermostat opening temperature	°C	85
Radiator cap pressure	bar	0.9 to 1.2

Fuel system Transporter/Caravelle 1.9 1982 to 1992

Idle speed - manual [auto]	rpm	750±50
Fast idle speed - manual [auto]	rpm	1900±100
CO @ idle speed [3000 rpm] - see page VI	%	1.5±0.5
HC @ idle speed [3000 rpm] - see page VI	ppm	≤1200
CO ₂ @ idle speed [3000 rpm] - see page VI	%	—
O ₂ @ idle speed [3000 rpm] - see page VI	%	—
Carburettor / fuel injection		Solex
Type / ref		34 PICT-5 025 129 027
Main jet / needle		127.5
Injection pressure	bar	—
Pump pressure	bar	0.20 to 0.30
Octane rating	RON	91[E 91 RON]

Ignition system Transporter/Caravelle 1.9 1982 to 1992

Type		Electronic - Hall effect
Ignition coil		Bosch
Primary resistance	ohms	0.52 to 0.76
Ballast resistor	ohms	—
Voltage - Tmnl 15(+) to earth	V	—
Distributor		Bosch
Points gap (air gap)	mm	—
Dwell angle	° (%)	—
Condenser capacity	µF	—
Rotation		—
Ignition timing - basic [static	° Crankshaft @ rpm	5±1 ATDC @ 750±50
V = Vacuum NV = No Vacuum		V
Total ignition advance	° Crankshaft @ rpm	—
	° Crankshaft @ rpm	—
	° Crankshaft @ rpm	—
Centrifugal check.	° Crankshaft @ rpm	0 @ 1500 to 1700
	° Crankshaft @ rpm	6 to 10 @ 2400
	° Crankshaft @ rpm	20 to 24 @ 3800
Vacuum range check	mbar	160 to 380
Maximum vacuum advance	° Crankshaft	14 to 18
Spark plugs		Bosch/Champion
Type		W7DTC / N7BYC
Electrode gap	mm	0.70 to 0.90

Electrical system Transporter/Caravelle 1.9 1982 to 1992

Battery	V / CC / RC	12 / 45, 54 or 63Ah
Alternator voltage / full load current / engine rpm		—
Starter motor current / voltage - cranking	A / V	—
- locked	A / V	—

Running gear Transporter/Caravelle 1.9 1982 to 1992

Brakes -		
Front (min. friction material thickness)	mm	2.0
Rear (min. friction material thickness)	mm	2.5

Tyres		
Saloon	Size	—
Estate / Van	Size	185x14
Pressure - front / rear - Saloon	bar	—
- Estate / Van	bar	3.0 / 3.7

Front suspension / wheel alignment

Toe-in (+) / Toe-out (-)	mm [°]	+2.0±3.5
Camber		0±30'
Castor		+7°15'±15'
King pin inclination		—

Rear suspension / wheel alignment

Toe-in (+) / Toe-out (-)	mm [°]	[0±20']
Camber		-30'±30'

Torque wrench settings Transporter/Caravelle 1.9 1982 to 1992

Cylinder head - stage 1	Nm	10
- stage 2	Nm	50
Cylinder head - stage 3	Nm	—
- stage 4	Nm	—
Big-end bearings	Nm	45'
Main bearings	Nm	WSM
Clutch cover	Nm	20
Flywheel [driveplate]	Nm	30 + 90°
Front hubs	Nm	WSM
Rear hubs	Nm	500
Wheel nuts / bolts	Nm	180
Spark plugs	Nm	20

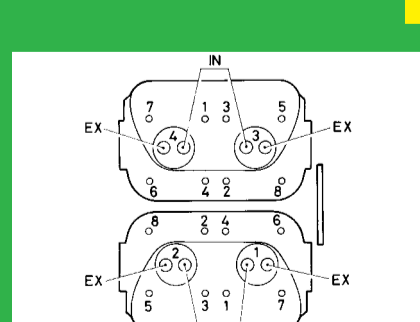
Capacities Transporter/Caravelle 1.9 1982 to 1992

Engine oil & filter	litres	4.5
Gearbox - 4-speed [5-speed]	litres	3.0
Automatic transmission - refill	litres	3.0
Final drive	litres	AT: 1.3
Cooling system	litres	17.5
Fuel tank	litres	60

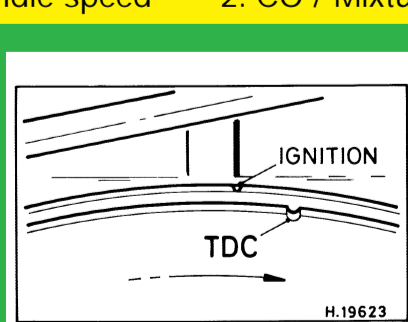
Notes and Illustrations

¹86 ▶: Stretch type bolts: 30 + 180°. N

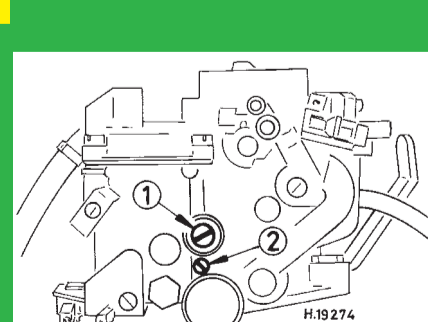
1: Idle speed 2: CO / Mixture



1913 cm³



1913 cm³



Solex 34 PICT